



SMT Power Inductors – MSS1278



- 12.3 × 12.3 mm footprint; 8 mm high shielded inductors
- Low DCR and excellent current handling

Designer's Kit C380 contains 3 each of all values.

Core material Ferrite

Core and winding loss See www.coilcraft.com/coreloss

Terminations RoHS compliant matte tin over nickel over phos bronze. Other terminations available at additional cost.

Weight: 3.8 – 4.6 g

Ambient temperature –40°C to +85°C with I_{rms} current, +85°C to +125°C with derated current

Storage temperature Component: –40°C to +125°C.

Packaging: –40°C to +80°C

Resistance to soldering heat Max three 40 second reflows at +260°C, parts cooled to room temperature between cycles

Moisture Sensitivity Level (MSL) 1 (unlimited floor life at <30°C / 85% relative humidity)

Failures in Time (FIT) / Mean Time Between Failures (MTBF)

38 per billion hours / 26,315,789 hours, calculated per Telcordia SR-332

Packaging 500/13" reel; Plastic tape: 24 mm wide, 0.4 mm thick, 16 mm pocket spacing, 8.1 mm pocket depth

PCB washing Only pure water or alcohol recommended

Part number ¹	Inductance ² (µH)	DCR ³ (mOhms)		SRF typ ⁴ (MHz)	Isat (A) ⁵			I _{rms} (A) ⁶	
		typ	max		10% drop	20% drop	30% drop	20°C rise	40°C rise
MSS1278-142ML_	1.4±20%	8.8	9.8	80.0	25.2	28.6	30.6	7.00	10.00
MSS1278-472ML_	4.7±20%	13.9	15.5	30.0	13.7	15.2	15.9	4.30	6.20
MSS1278-562ML_	5.6±20%	15.7	17.5	24.0	12.2	13.7	14.6	4.30	6.20
MSS1278-682ML_	6.8±20%	19.1	21.3	21.0	11.3	12.7	13.7	4.20	6.00
MSS1278-822ML_	8.2±20%	20.3	22.6	20.0	10.1	11.5	12.3	4.10	5.90
MSS1278-103ML_	10±20%	21.8	24.3	17.0	9.36	10.6	11.2	4.00	5.70
MSS1278-123ML_	12±20%	23.2	25.8	15.0	8.84	10.0	10.7	3.70	5.20
MSS1278-153ML_	15±20%	27.9	31.0	13.0	7.30	8.36	9.00	3.50	4.90
MSS1278-183ML_	18±20%	30.8	34.3	12.0	6.10	7.10	7.74	3.00	4.50
MSS1278-223ML_	22±20%	35.5	39.5	11.0	6.04	6.78	7.24	2.90	4.00
MSS1278-273ML_	27±20%	45.0	50.0	10.0	5.80	6.56	7.02	2.60	3.60
MSS1278-333ML_	33±20%	61.9	68.8	9.5	5.22	5.90	6.30	2.30	3.10
MSS1278-393ML_	39±20%	69.1	76.8	8.5	4.68	5.42	5.80	2.10	3.00
MSS1278-473ML_	47±20%	72.3	80.4	7.5	4.40	5.02	5.32	2.00	2.90
MSS1278-563ML_	56±20%	80.2	89.2	7.0	4.02	4.60	4.90	1.90	2.70
MSS1278-683ML_	68±20%	91.3	101.5	6.5	3.40	3.86	4.26	1.80	2.60
MSS1278-823ML_	82±20%	125.9	139.9	5.0	3.12	3.58	3.80	1.60	2.30
MSS1278-104ML_	100±20%	135.1	150.2	4.5	2.88	3.28	3.52	1.50	2.20
MSS1278-124KL_	120±10%	182.3	202.6	4.3	2.62	3.00	3.24	1.40	1.90
MSS1278-154KL_	150±10%	216.5	240.6	4.1	2.48	2.86	3.02	1.30	1.80
MSS1278-184KL_	180±10%	229.0	254.5	4.0	2.26	2.58	2.74	1.20	1.70
MSS1278-224KL_	220±10%	323.6	359.6	3.4	1.96	2.22	2.36	1.00	1.60
MSS1278-274KL_	270±10%	415.6	461.8	3.1	1.74	2.04	2.18	0.90	1.20
MSS1278-334KL_	330±10%	487.3	541.5	2.9	1.66	1.86	2.00	0.80	1.00
MSS1278-394KL_	390±10%	533.6	592.9	2.7	1.52	1.72	1.88	0.75	1.00
MSS1278-474KL_	470±10%	707.5	786.2	2.2	1.34	1.54	1.64	0.66	0.90
MSS1278-564KL_	560±10%	777.4	863.8	2.0	1.24	1.42	1.50	0.60	0.80
MSS1278-684KL_	680±10%	1045	1162	1.7	1.16	1.28	1.38	0.55	0.75
MSS1278-824KL_	820±10%	1166	1296	1.4	1.04	1.16	1.26	0.50	0.70
MSS1278-105KL_	1000±10%	1334	1483	1.3	0.97	1.10	1.14	0.48	0.68

1. Please specify **termination** and **packaging** codes:

MSS1278-105K L D

Termination: L = RoHS compliant matte tin over nickel over phos bronze.

Special order:

T = RoHS tin-silver-copper (95.5/4/0.5)

or S = non-RoHS tin-lead (63/37).

Packaging: D = 13" machine-ready reel. EIA-481 embossed plastic tape (500 parts per full reel).

B = Less than full reel. In tape, but not machine ready. To have a leader and trailer added (\$25 charge), use code letter D instead.

2. Inductance tested at 100 kHz, 0.1 V_{rms}, 0 A_{dc} using an Agilent/HP 4263B LCR meter or equivalent.
 3. DCR measured on a micro-ohmmeter and a Coilcraft CCF858 test fixture.
 4. SRF measured using an Agilent/HP 4191A or equivalent.
 5. DC current at which the inductance drops the specified amount from its value without current.
 6. Current that causes the specified temperature rise from 25°C ambient.
 7. Electrical specifications at 25°C.
- Refer to Doc 362 "Soldering Surface Mount Components" before soldering.

SPICE models ON OUR WEB SITE OR CD

Coilcraft[®]

Specifications subject to change without notice.
Please check our website for latest information.

Document 322-1 Revised 12/01/08

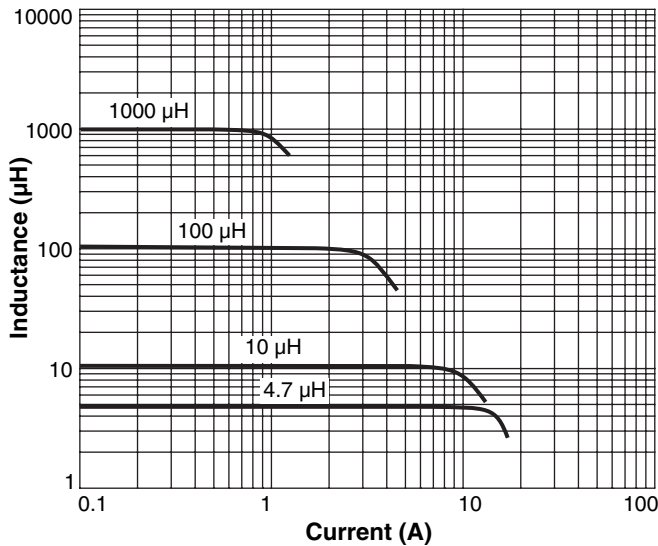
1102 Silver Lake Road Cary, Illinois 60013 Phone 847/639-6400 Fax 847/639-1469

E-mail info@coilcraft.com Web <http://www.coilcraft.com>

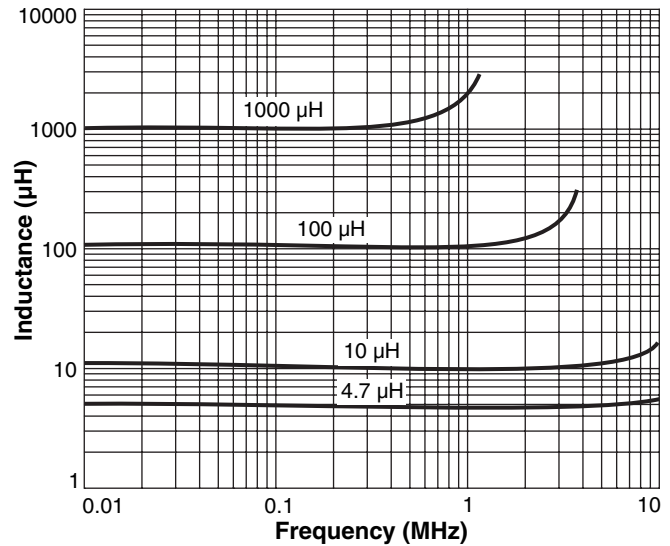


SMT Power Inductors – MSS1278

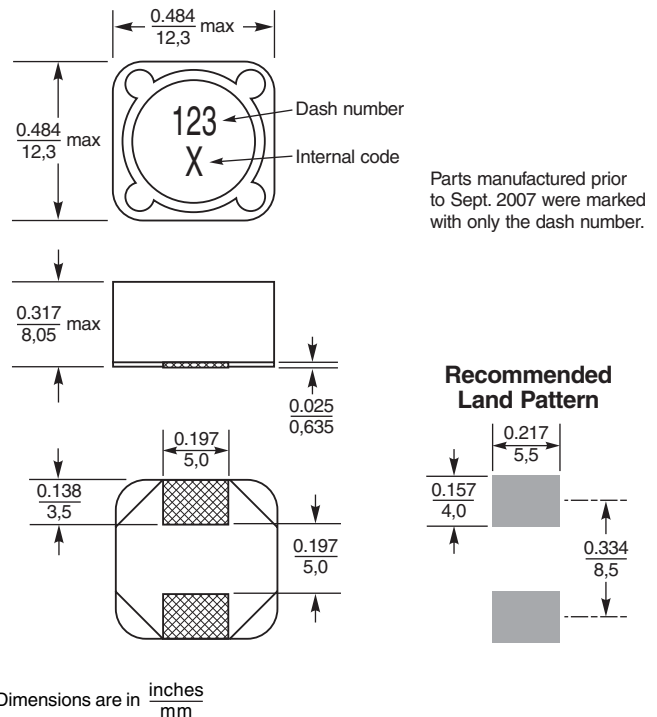
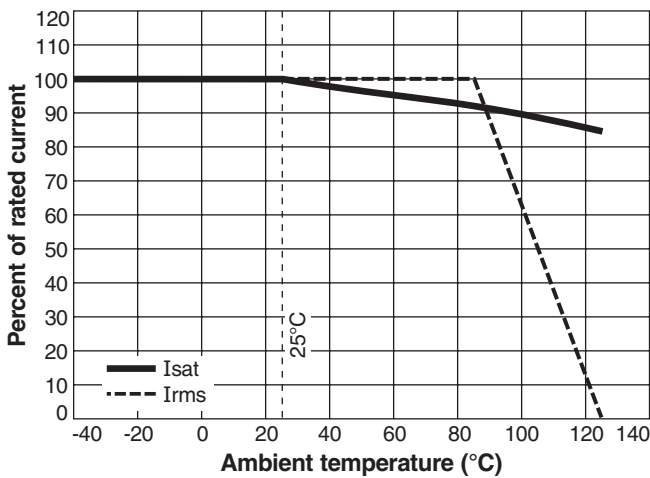
Typical L vs Current



Typical L vs Frequency



Typical Current Derating



Specifications subject to change without notice. Please check our website for latest information.

Document 322-2 Revised 12/01/08

1102 Silver Lake Road Cary, Illinois 60013 Phone 847/639-6400 Fax 847/639-1469

E-mail info@coilcraft.com Web http://www.coilcraft.com